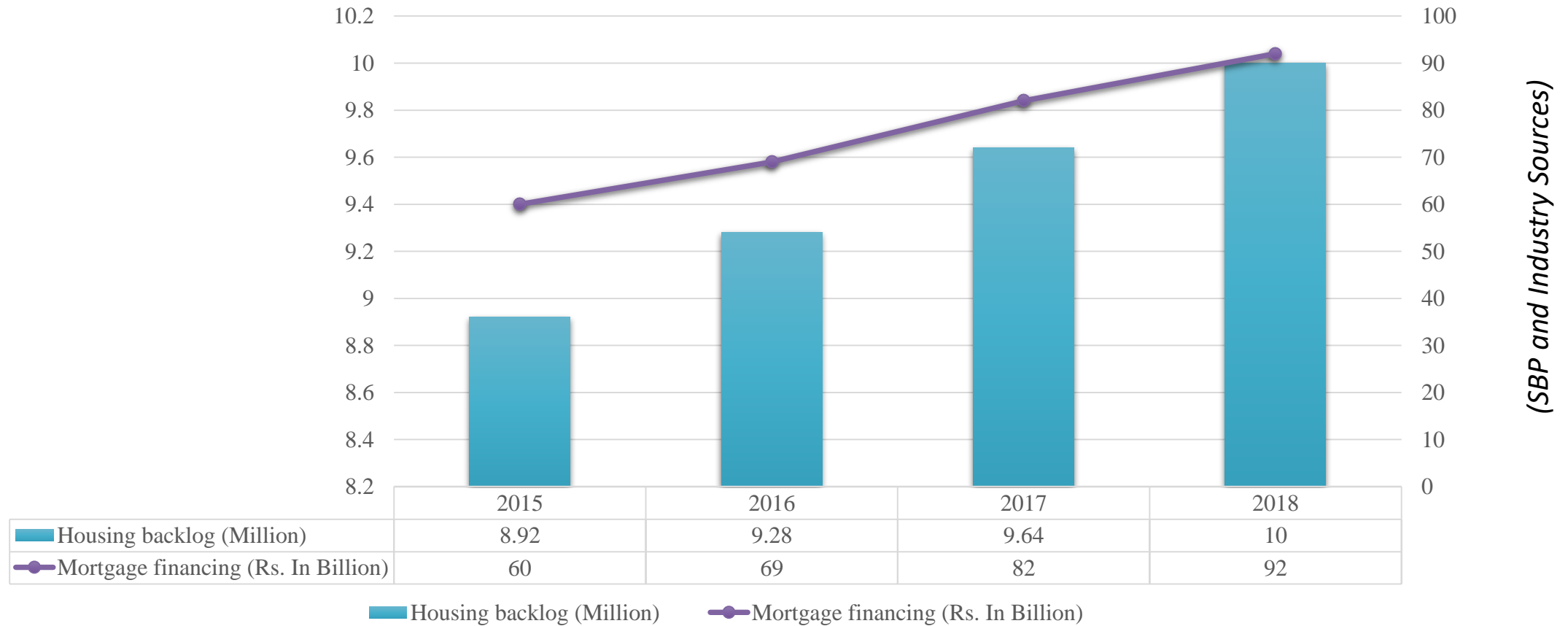




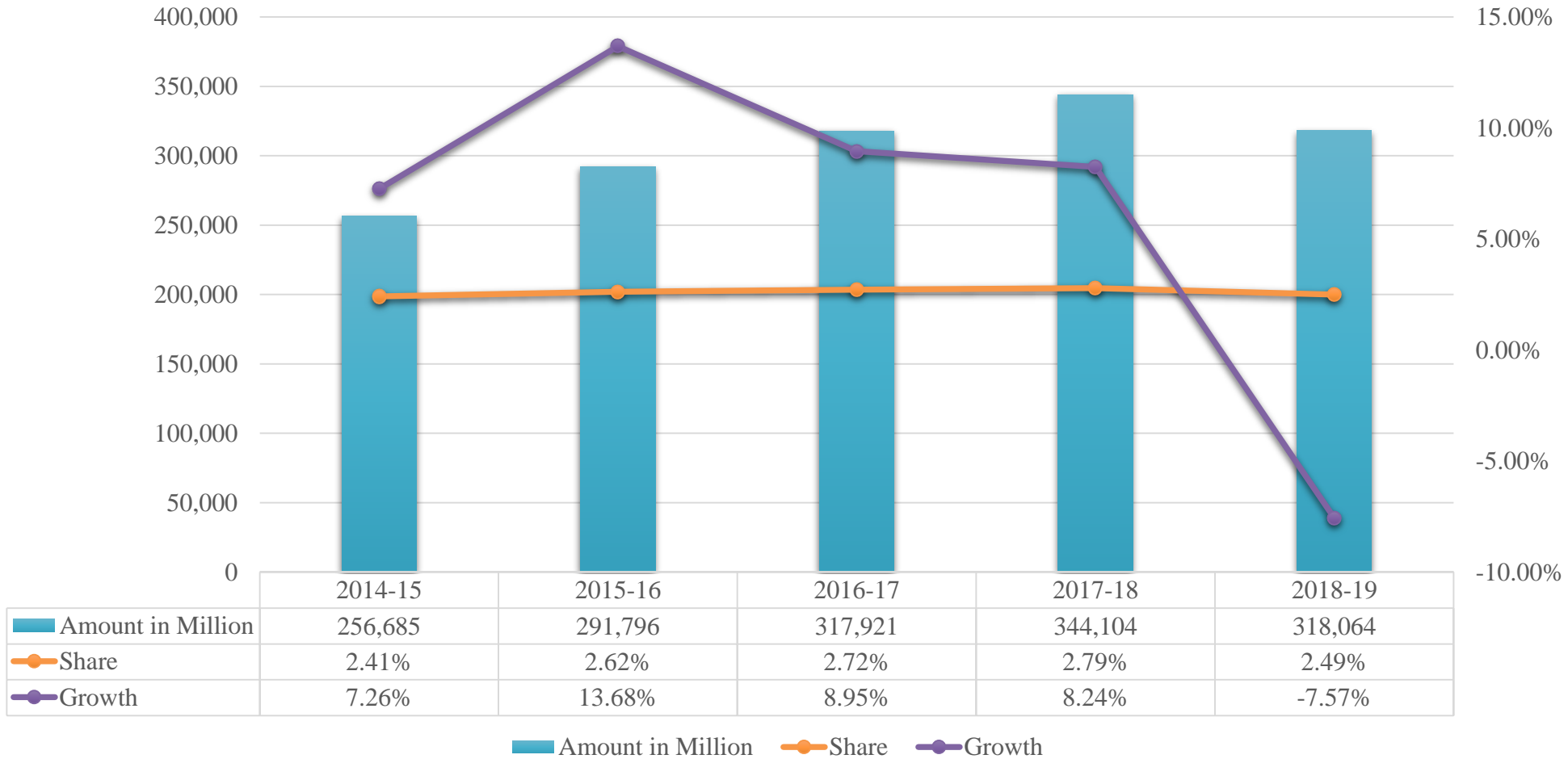
IMPACTS OF CONSTRUCTION SECTOR ON EMPLOYMENT AND GDP

By: Ashfaq Yousuf Tola – FCA

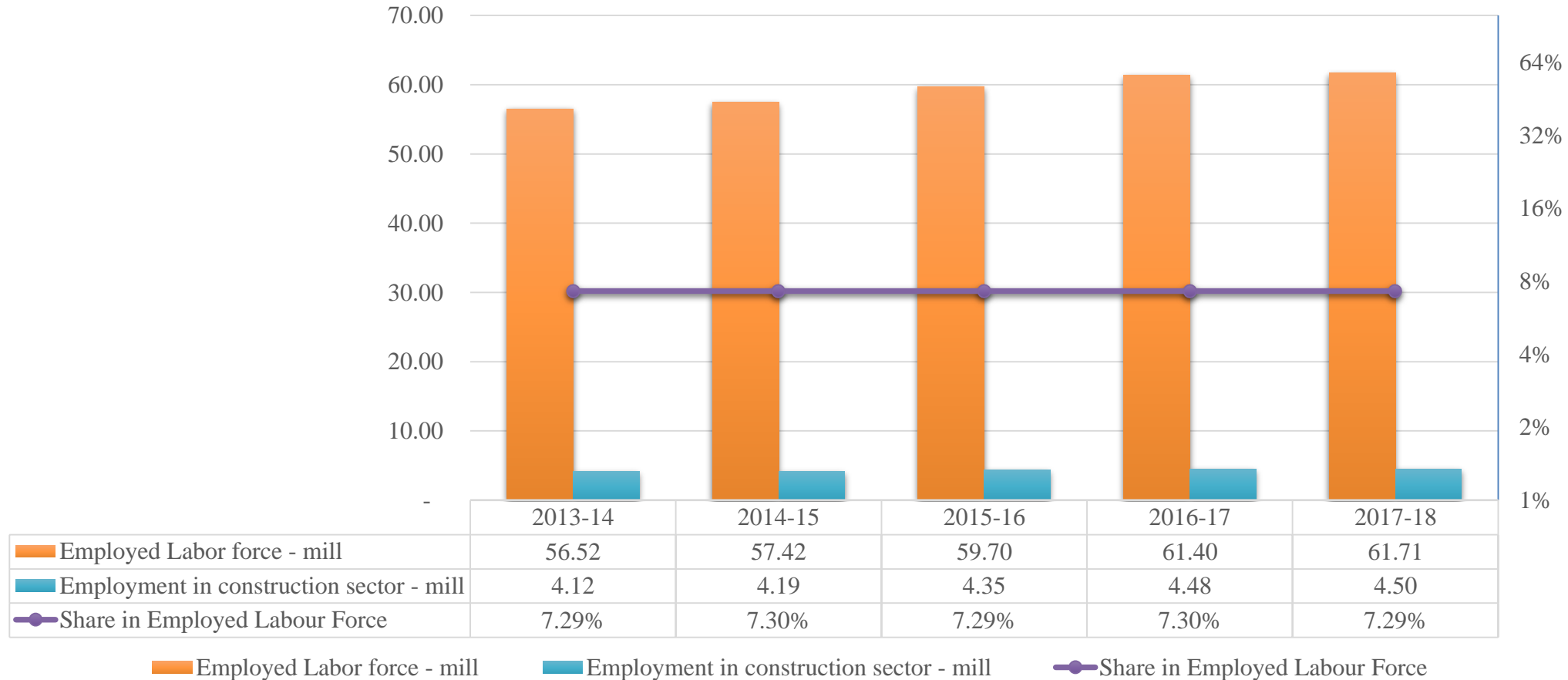
1. HOUSING BACKLOG IN PAKISTAN



2. SHARE OF CONSTRUCTION SECTOR IN TOTAL GDP



3. EMPLOYED LABOUR FORCE IN CONSTRUCTION SECTOR



(Source: Finance Ministry)

4. MORTGAGE FINANCE TO GDP RATIO

Countries	Mortgage Finance to GDP
Pakistan	0.25%
India	11%
Afghanistan	less than 1%
Sri Lanka	8%
Bangladesh	3%
South Asia avg.	3.40%

(Source: World Bank)

5. FUTURE OUTLOOK

5.1 Estimated Housing sector contribution in GDP for 2020-21 will be:

(Amounts in billion Rupees)		2018-19	Estimated GDP 2019-20	Estimated 2020-21
Real GDP		38,558	42,684	*46,952
Construction	Share	2.49%	**2.49%	**2.49%
Sector	Amount	961	1,063	1,169

** Based on 8% average inflation and 2% GDP Growth*

*** Share are of construction sector in GDP is assumed to be same as 2018-19*

5. FUTURE OUTLOOK

5.2 Impact on Employment

- As per PM minimum 100,000 houses will be constructed during next 4 years with an average cost of Rs. 3 million each under low cost housing scheme i.e. Rs. 300 billion.
- It is estimated that an additional Rs. 200 billion will also be contributed by Private Sector due to Construction Package.
- It means an additional Rs. 500 billion will be contributed by construction sector which is 42.77% of Construction Sector's GDP Contribution for 2020-21
- Current employed labour force in construction sector is 4.5 million which would add 1.9 million (i.e. 4.5 million x 42.77%) in next four years as under

(Rs In billion)	2020-21	2021-22	2022-23	2023-24	Total
Amount	125	125	125	125	500
Employment	769,889	384,944	384,944	384,944	1,924,722

** It is assumed that 40% of the additional workforce will be employed in first year and 20% thereafter each year.*



Thank You